

Scaled data based on original data using  
LM-79-08 Approved Method: Electrical and Photometric Measurements of Solid-  
State Lighting Products

Test Report Prepared for  
Cooper Lighting Solutions  
(formerly Eaton)

Brand: STREETWORKS

Report Number: P526585

Luminaire Tested: **GLAN-SA1C-740-U-5NQ-GRSBK**

Issue Date: 5/27/2021

**Test Information**

Test Method: LM-79-08  
Report Number: P526585  
TEST IS SCALED FROM IESNA LM-79-08 TEST DATA (G3-2011-057-5)  
Test Lab: INNOVATION CENTER  
Issue Date: 5/27/2021  
Manufacturer: COOPER LIGHTING SOLUTIONS (FORMERLY EATON)  
Product Line: STREETWORKS  
Catalog Number: GLAN-SA1C-740-U-5NQ-GRSBK  
Description: GALLEON AREA AND ROADWAY LUMINAIRE  
(1) 70 CRI, 4000K, 1050mA LIGHTSQUARE WITH 16 LEDS AND TYPE V NARROW OPTICS WITH BLACK GLARE REDUCTION SHIELD  
Light Source: -  
Ballast/Driver: ELECTRONIC DRIVER

**Summary**

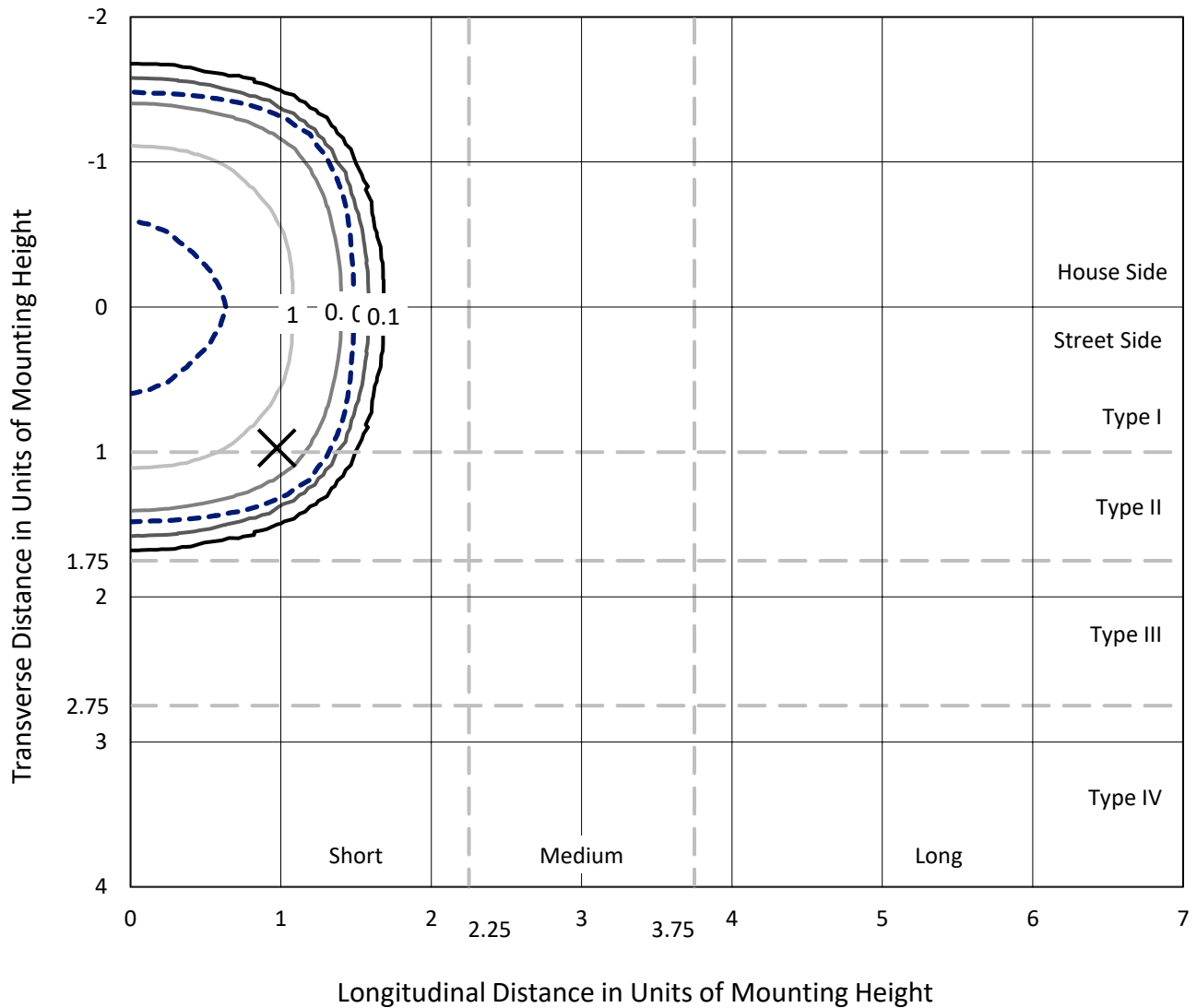
Lumens per Lamp: N/A  
Luminaire Lumens: 4887 lumens  
Efficiency: N/A  
Efficacy: 85.7 lumens/watt  
Luminous Opening: Rectangular (W 0.5' x L: 0.5' x H: 0')  
IES Classification: Type V - Short  
BUG Rating: B2 - U0 - G0  
  
Input Watts (W): 57  
Input Voltage (V): NR  
Input Current (Ain): NR  
Voltage Rise (V): NR  
Power Factor: NR  
Total Harmonic Distortion (THDi): NR  
Frequency (hertz): 60  
Stabilization Time: NR  
Operation Time: NR  
Ambient Temperature (°C): NR  
Test Distance: 24 FT



REPORT NUMBER: P526585  
 CATALOG NUMBER: GLAN-SA1C-740-U-5NQ-GRSBK

### Iso-Footcandle Lines of Horizontal Illumination

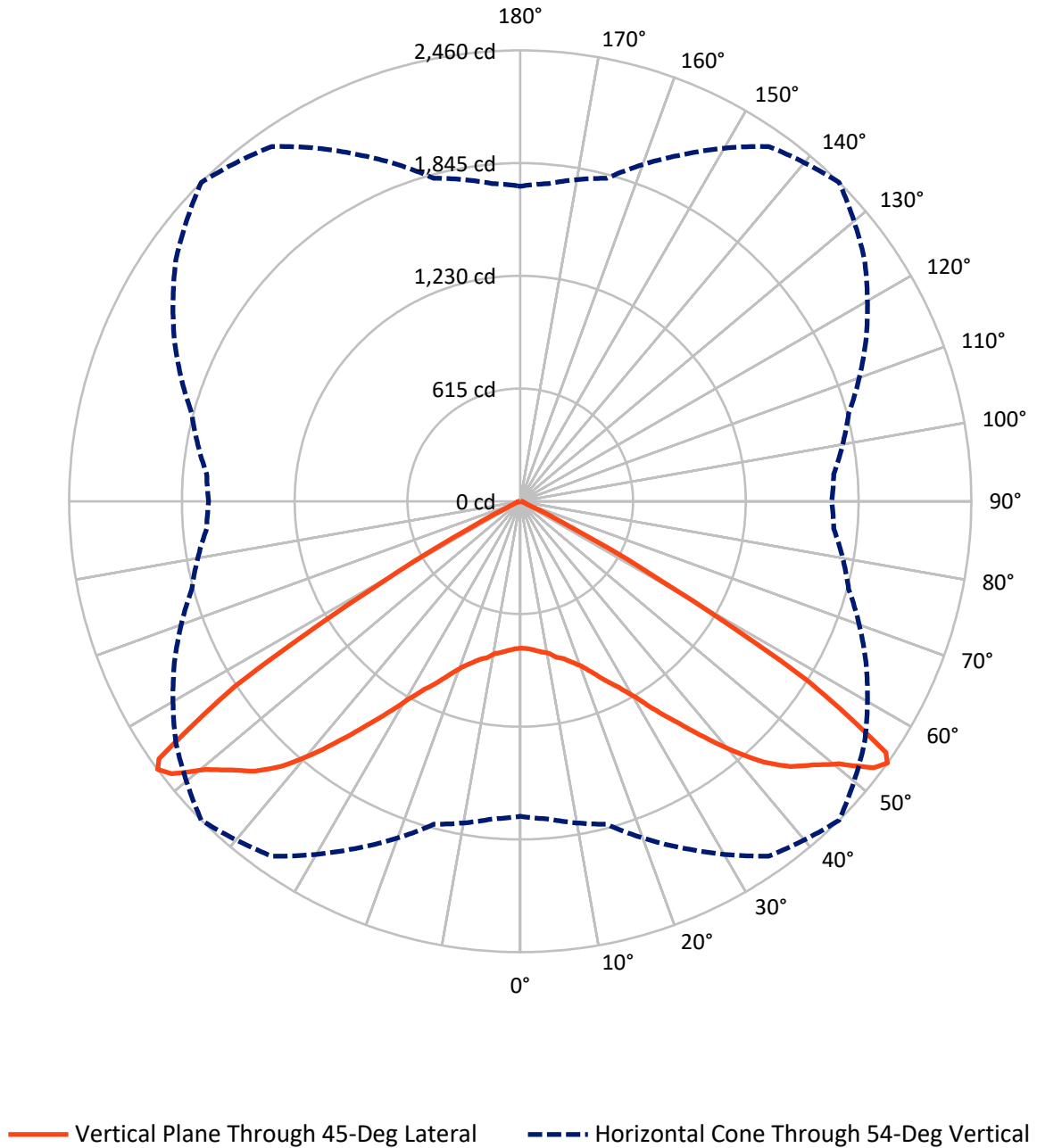
✕ Max cd  
 - - - 1/2 Max cd



Based on 25 foot mounting height. Maximum calculated value = 1.3 fc  
 Type V - Short - N/A

REPORT NUMBER: P526585  
CATALOG NUMBER: GLAN-SA1C-740-U-5NQ-GRSBK

### Luminous Intensity Polar Plot



REPORT NUMBER: P526585  
 CATALOG NUMBER: GLAN-SA1C-740-U-5NQ-GRSBK

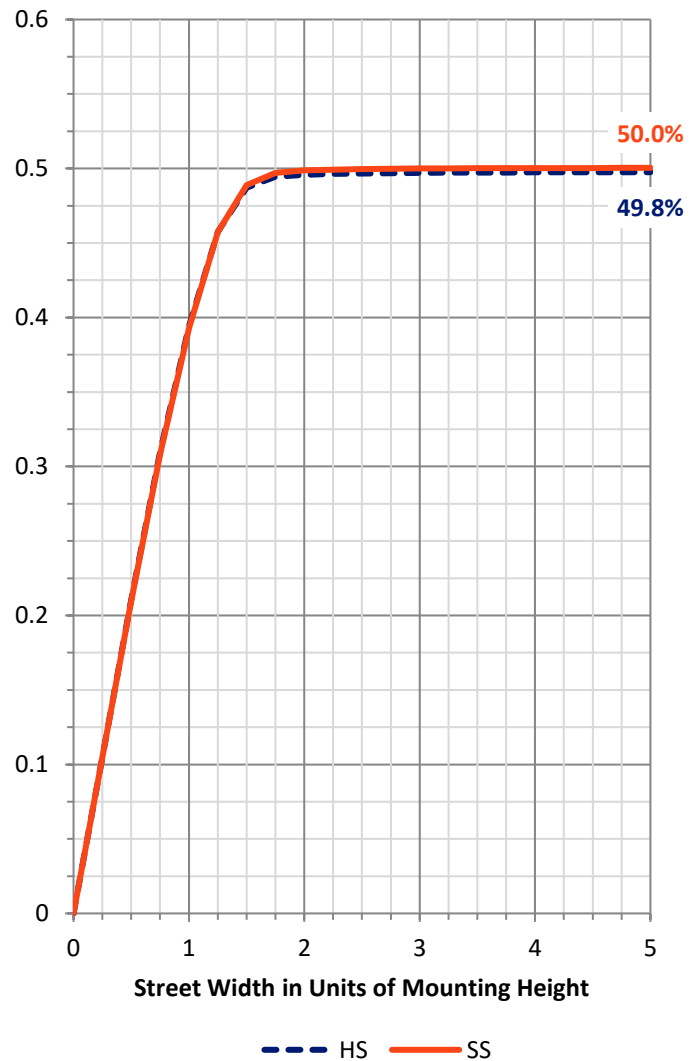
**FLUX DISTRIBUTION:**

		Downward	Upward	Total
<b>House Side</b>	Lumens	2443.5	0.0	2443.5
	% Fixture	50.0	0.0	50.0
<b>Street Side</b>	Lumens	2443.5	0.0	2443.5
	% Fixture	50.0	0.0	50.0
<b>Total</b>	Lumens	4887.0	0.0	4887.0
	% Fixture	100.0	0.0	100.0

**ZONAL LUMENS:**

Zone	Lumens	% Fixture
0°-10°	78.4	1.6
10°-20°	254.0	5.2
20°-30°	497.8	10.2
30°-40°	895.1	18.3
40°-50°	1532.3	31.4
50°-60°	1482.7	30.3
60°-70°	126.9	2.6
70°-80°	15.0	0.3
80°-90°	4.7	0.1
90°-100°	0.0	0.0
100°-110°	0.0	0.0
110°-120°	0.0	0.0
120°-130°	0.0	0.0
130°-140°	0.0	0.0
140°-150°	0.0	0.0
150°-160°	0.0	0.0
160°-170°	0.0	0.0
170°-180°	0.0	0.0
0°-90°	4887.0	100.0
0°-180°	4887.0	100.0

**Coefficient of Utilization**



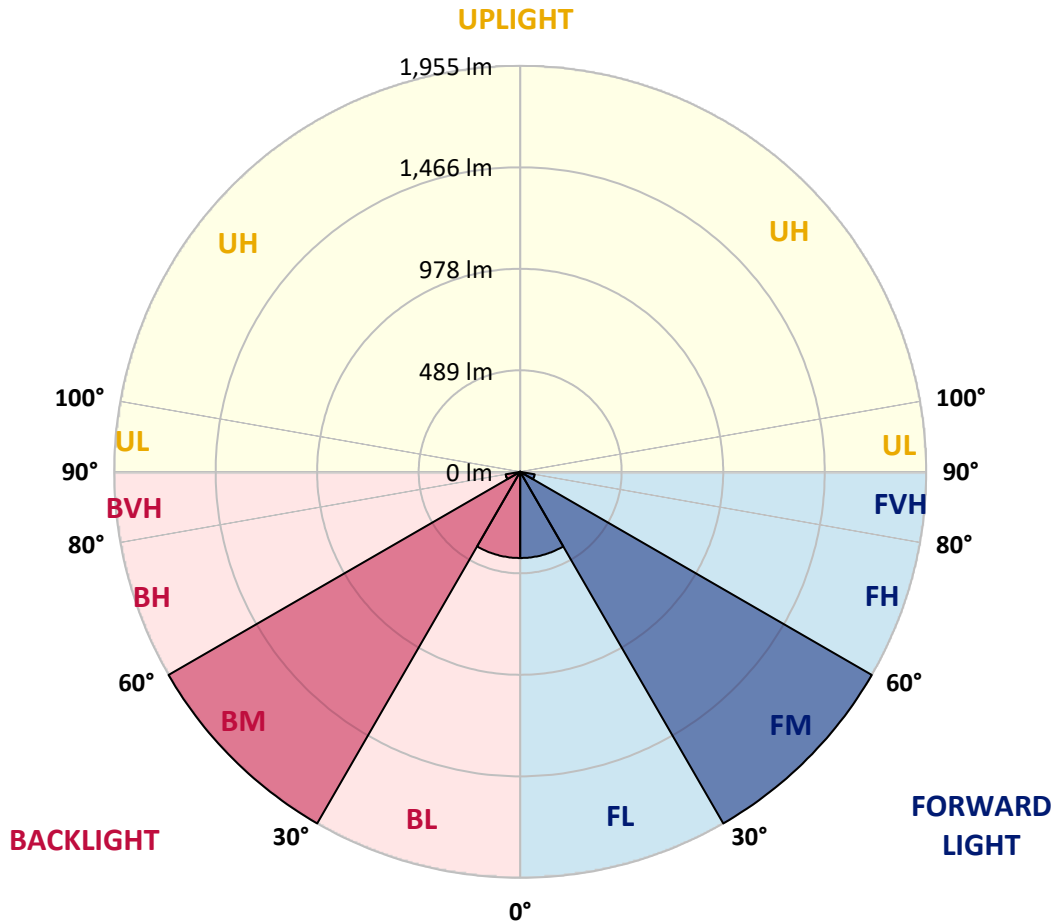
REPORT NUMBER: P526585  
 CATALOG NUMBER: GLAN-SA1C-740-U-5NQ-GRSBK

**LUMINAIRE CLASSIFICATION SYSTEM LUMEN TABLE AND BUG RATING:**

Zone	Lumens	% Fixture	Zone Rating/Lumen Limit		
			B	U	G
FL (0°-30°)	415.1	8.5			
FM (30°-60°)	1955.0	40.0			
FH (60°-80°)	71.0	1.5			G0/660
FVH (80°-90°)	2.4	0.0			G0/10
BL (0°-30°)	415.1	8.5	B1/500		
BM (30°-60°)	1955.0	40.0	B2/2500		
BH (60°-80°)	71.0	1.5	B0/110		G0/660
BVH (80°-90°)	2.4	0.0			G0/10
UL (90°-100°)	0.0	0.0		U0/0	
UH (100°-180°)	0.0	0.0		U0/0	

**BUG Rating: B2-U0-G0**

Type V Short





REPORT NUMBER: P526585

CATALOG NUMBER: GLAN-SA1C-740-U-5NQ-GRSBK

**CANDELA DISTRIBUTION (FULL):**

	0°	5°	15°	25°	35°	45°	55°	65°	75°	85°	90°
0°	801.3	801.3	801.3	801.3	801.3	801.3	801.3	801.3	801.3	801.3	801.3
2.5°	805.2	809.8	806.7	809.1	809.1	805.2	807.5	798.2	804.4	799.8	800.5
5°	817.6	816.8	816.8	817.6	814.5	816.0	812.9	809.8	807.5	804.4	813.7
7.5°	833.1	833.1	827.6	829.2	827.6	830.0	823.8	817.6	815.3	812.9	811.4
10°	847.8	846.2	843.9	850.9	845.4	842.3	839.3	835.4	826.9	823.8	820.7
12.5°	869.4	868.7	865.6	872.5	869.4	872.5	860.9	850.9	849.3	839.3	844.7
15°	895.0	902.0	896.5	896.5	895.0	891.1	886.5	881.8	867.9	864.0	864.8
17.5°	928.3	926.0	926.7	926.7	934.5	924.4	915.1	903.5	896.5	894.2	886.5
20°	960.0	963.1	962.4	967.8	972.4	961.6	951.5	950.0	930.6	933.7	922.9
22.5°	1015.8	1013.5	1017.3	1021.2	1018.1	1016.5	1007.3	995.6	978.6	970.9	969.3
25°	1074.6	1070.7	1063.8	1073.1	1077.7	1084.7	1066.9	1060.7	1034.4	1022.7	1023.5
27.5°	1124.9	1130.4	1138.1	1142.0	1153.6	1151.3	1138.9	1118.7	1098.6	1085.5	1076.9
30°	1193.8	1196.9	1210.1	1215.5	1235.7	1241.1	1221.7	1198.5	1162.9	1145.8	1135.8
32.5°	1257.3	1279.0	1278.2	1305.3	1337.8	1360.3	1325.5	1289.8	1254.2	1234.1	1216.3
35°	1360.3	1356.4	1378.9	1407.5	1460.2	1485.7	1447.8	1406.8	1352.6	1320.0	1306.1
37.5°	1456.3	1457.9	1488.0	1533.7	1594.1	1633.6	1600.3	1533.0	1477.2	1435.4	1416.0
40°	1595.7	1598.8	1629.7	1681.6	1749.7	1792.3	1753.6	1685.5	1611.1	1578.6	1578.6
42.5°	1759.0	1772.2	1792.3	1837.2	1898.4	1945.6	1910.8	1857.3	1782.3	1740.4	1746.6
45°	1927.0	1933.2	1946.4	2013.0	2041.6	2064.8	2032.3	2007.5	1957.2	1906.1	1897.6
47.5°	2084.2	2086.5	2125.2	2146.1	2168.6	2149.2	2170.1	2137.6	2081.1	2031.5	2021.5
50°	2153.9	2150.0	2205.0	2268.5	2285.5	2251.4	2233.6	2211.9	2126.0	2066.4	2040.1
52.5°	1951.0	1973.5	2075.7	2252.2	2385.4	2414.0	2310.3	2210.4	2050.1	1934.0	1916.2
54°	1718.8	1739.7	1824.1	2085.7	2362.9	2459.7	2292.5	2080.3	1854.3	1716.4	1698.6
55°	1488.8	1465.6	1618.9	1886.0	2257.6	2419.4	2222.0	1912.3	1653.7	1527.5	1502.8
57.5°	806.0	809.8	939.1	1191.5	1586.4	1855.0	1638.2	1293.7	977.1	835.4	823.0
60°	255.5	261.7	318.2	481.6	758.0	905.1	775.8	519.5	359.2	288.0	276.4
62.5°	79.7	82.8	90.6	134.7	207.5	296.5	232.3	139.4	103.7	95.2	96.8
65°	48.8	48.8	49.5	52.6	61.9	72.0	69.7	61.2	58.8	57.3	56.5
67.5°	31.7	31.0	32.5	34.8	36.4	37.2	39.5	41.8	41.0	39.5	39.5
70°	19.4	18.6	20.1	23.2	24.0	25.5	27.9	31.0	30.2	28.6	29.4
72.5°	10.8	10.8	11.6	13.9	16.3	17.8	20.1	22.5	23.2	22.5	22.5
75°	3.9	4.6	6.2	8.5	10.1	12.4	14.7	17.0	19.4	17.8	17.0
77.5°	1.5	1.5	3.1	5.4	7.7	10.1	13.9	16.3	17.8	16.3	14.7
80°	0.8	0.8	2.3	4.6	7.0	9.3	11.6	13.9	14.7	13.2	11.6
82.5°	0.8	0.8	2.3	4.6	7.0	8.5	12.4	13.9	15.5	13.9	11.6
85°	0.0	0.8	2.3	4.6	6.2	7.0	7.0	4.6	3.9	2.3	2.3
87.5°	0.0	0.0	0.8	0.0	0.0	0.0	0.0	0.0	0.0	0.0	0.0
90°	0.0	0.0	0.0	0.0	0.0	0.0	0.0	0.0	0.0	0.0	0.0

(END OF REPORT)